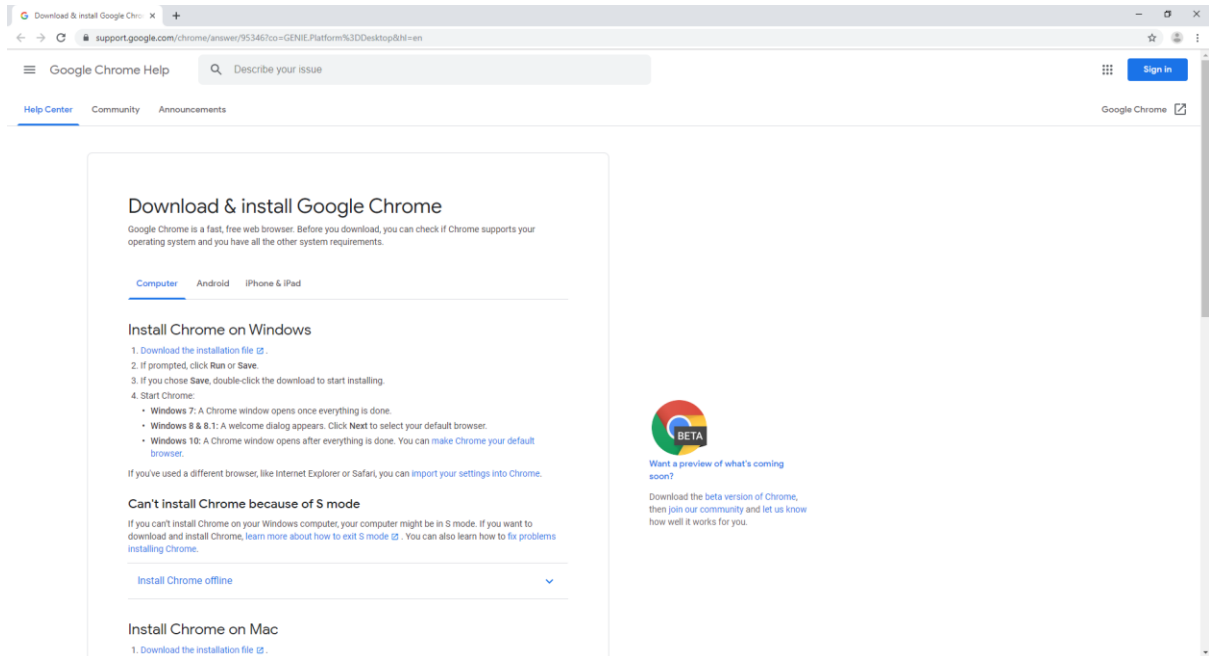


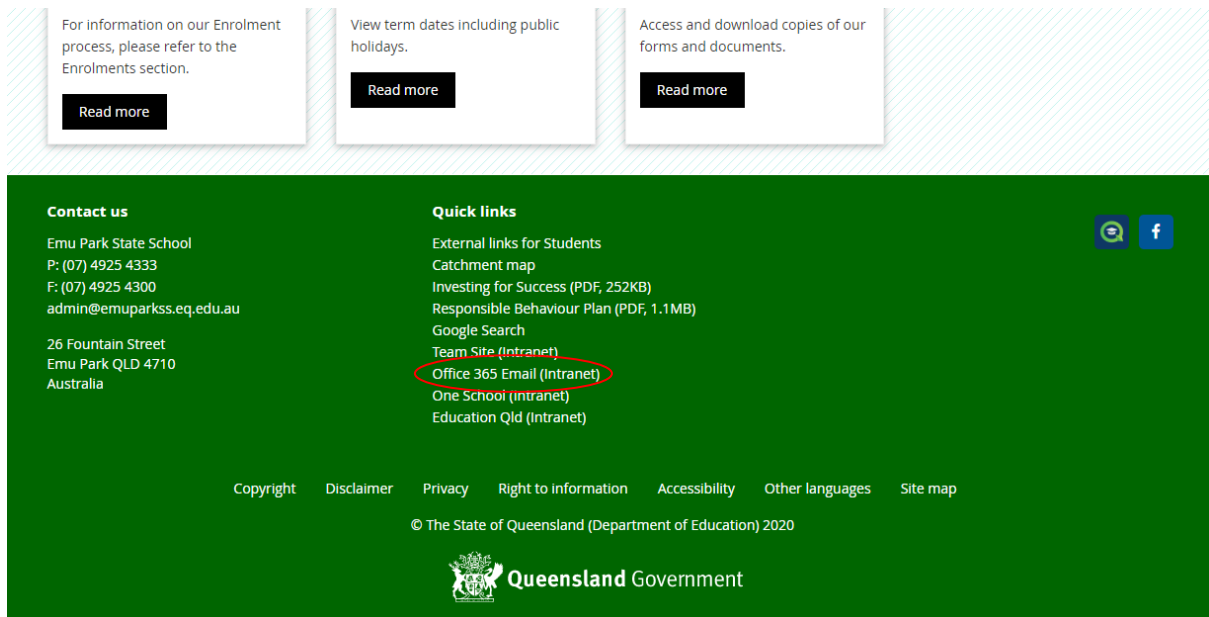
1) Download and Install Google Chrome:

To download and install google chrome click [here](https://support.google.com/chrome/answer/95346?co=GENIE.Platform%3DDesktop&hl=en) or paste this link you're your url (<https://support.google.com/chrome/answer/95346?co=GENIE.Platform%3DDesktop&hl=en>). The following page should open. Then follow the prompts.

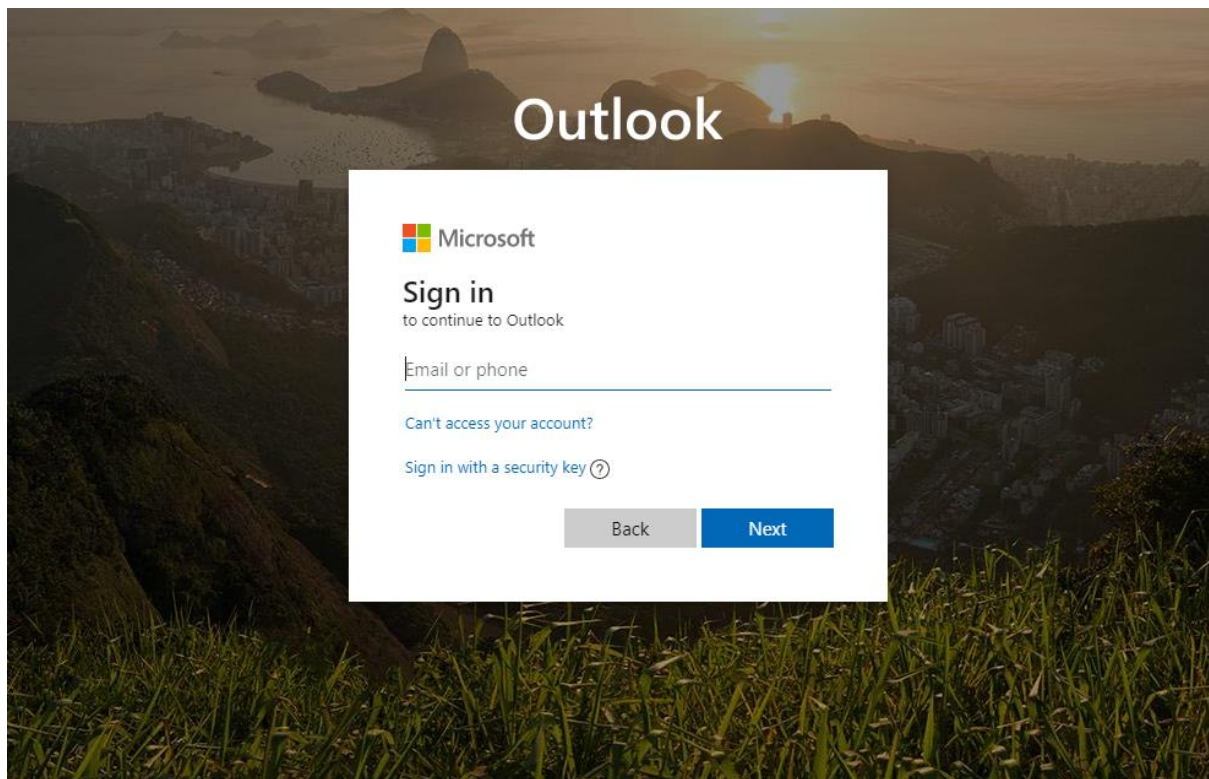


2) Open and log into child's school email:

This is done by going to the EPSS Website (<http://emuparkss.eq.edu.au>) and scrolling to the very bottom of the page where it is green and clicking the link that says "Office 365 Email (Intranet)".



After clicking on the link you should be prompted to log in using your child's school email and password. This can be found at the bottom of the email that Wayne sent out earlier this week.



Student emails should similar to the following "example25@eq.edu.au"

3) Accept the invitation for the blackboard course:

The Invitation will look as follows:



4) Download then Open blackboard course

The screenshot shows the 'Room Details' page for a Blackboard course. The page has a grey header with the title 'Room Details'. Below the header, the course name 'EPSS PRACTICE' is displayed. The 'Start Date' is '26-Mar-2020 08:30' and the 'End Date' is '26-Dec-2020 09:30'. A blue 'Join Room' button is present. Below the button, there is a link to download the Blackboard Collaborate Launcher. At the bottom of the page, a file named 'meeting (9).collab' is listed. Red arrows and callout boxes provide instructions on how to join the room.

Room Details

EPSS PRACTICE

Start Date
26-Mar-2020 08:30

End Date
26-Dec-2020 09:30

Join Room

If you can't open the .collab file, [download the Blackboard Collaborate Launcher](#).

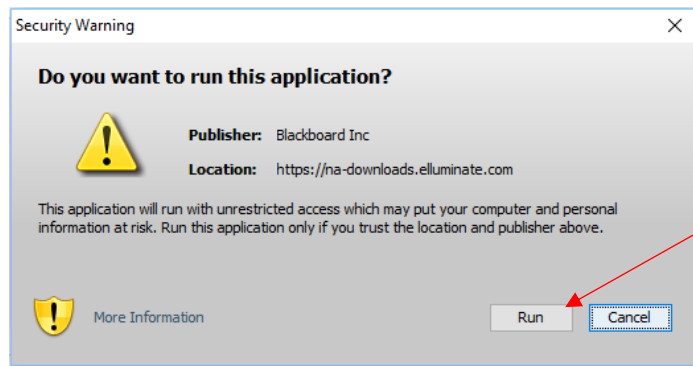
Still can't get into your session? Please [read our troubleshooting help topic](#).

meeting (9).collab


Follow link to download blackboard launcher to be able to open and join the room. (Only need to do this once)

Click on Join Room and a download will commence.

Once the download is finished click on the file to open Blackboard collaborate.



Click Run



5) Familiarise yourself with Blackboard Collaborator

Follow this [link](#) to learn about Blackboard collaborator and get an idea of how it works.

(<http://www.youtube.com/watch?v=xCe1n4YmT4c>)

